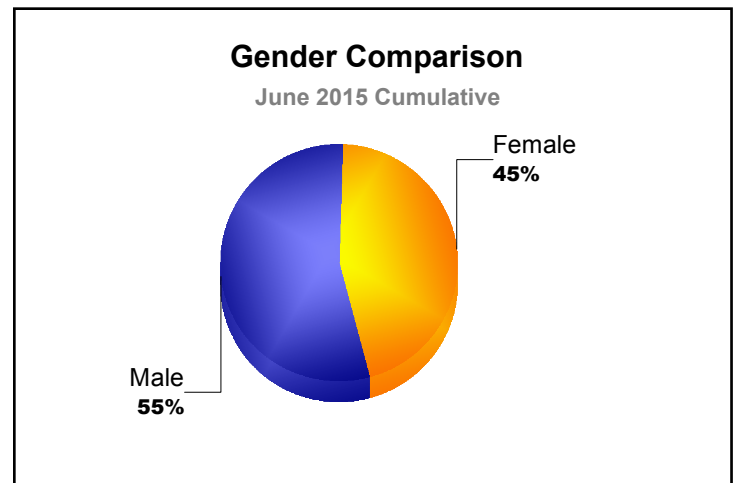
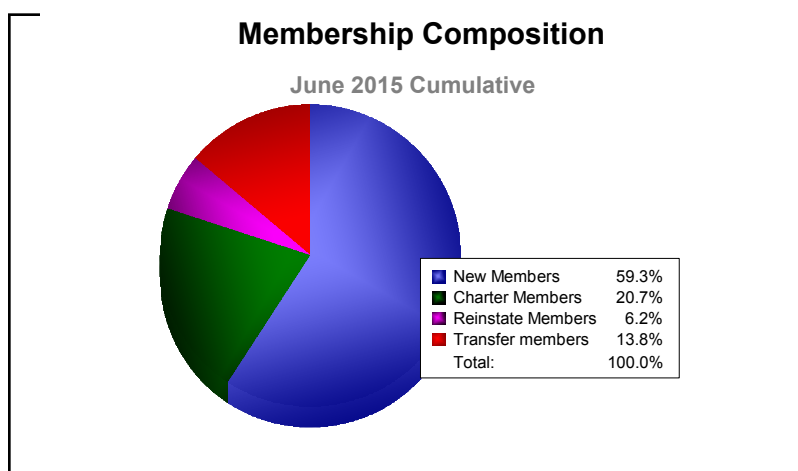
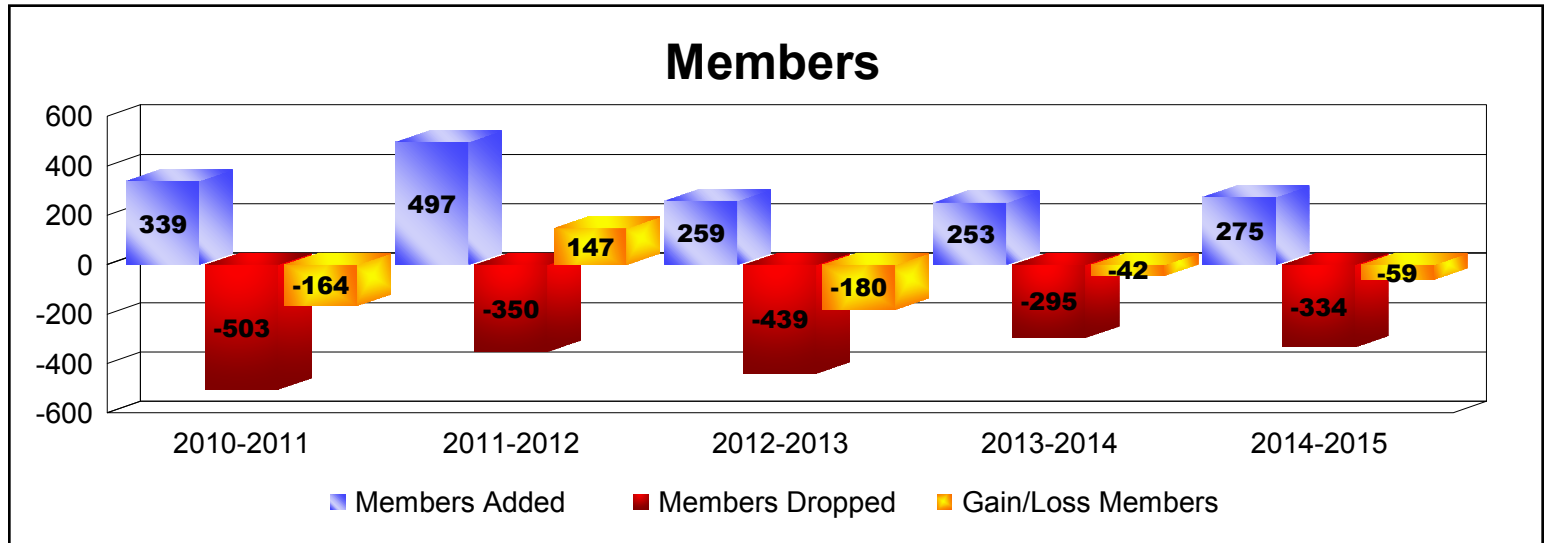
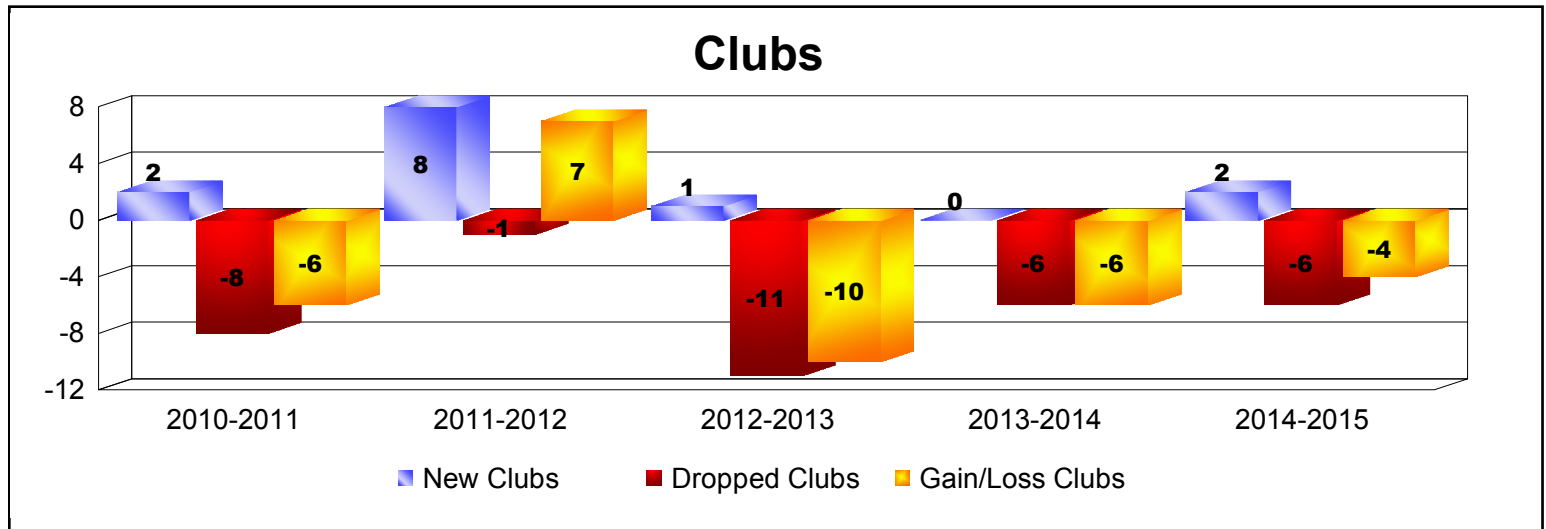


| Year | New Clubs | Dropped Clubs | Gain/ Loss Clubs | New Members | Charter Members | Reinstate Members | Transfer Members | Total Member Added | Total Members Dropped | Gain/ Loss Members |
|----------------|-----------|---------------|------------------|-------------|-----------------|-------------------|------------------|--------------------|-----------------------|--------------------|
| 2010-2011 | 2 | -8 | -6 | 247 | 63 | 16 | 13 | 339 | -503 | -164 |
| 2011-2012 | 8 | -1 | 7 | 222 | 225 | 36 | 14 | 497 | -350 | 147 |
| 2012-2013 | 1 | -11 | -10 | 206 | 33 | 5 | 15 | 259 | -439 | -180 |
| 2013-2014 | 0 | -6 | -6 | 213 | 8 | 14 | 18 | 253 | -295 | -42 |
| 2014-2015 | 2 | -6 | -4 | 163 | 57 | 17 | 38 | 275 | -334 | -59 |
| Average | 3 | -6 | -4 | 210 | 77 | 18 | 20 | 325 | -384 | -60 |



| Year | New Clubs | Dropped Clubs | Gain/ Loss Clubs | New Members | Charter Members | Reinstate Members | Transfer Members | Total Member Added | Total Members Dropped | Gain/ Loss Members |
|----------------|-----------|---------------|------------------|-------------|-----------------|-------------------|------------------|--------------------|-----------------------|--------------------|
| 2010-2011 | 1 | -1 | 0 | 0 | 27 | 0 | 0 | 27 | -34 | -7 |
| 2011-2012 | 0 | 0 | 0 | 7 | 0 | 0 | 1 | 8 | -4 | 4 |
| 2012-2013 | 0 | 0 | 0 | 1 | 0 | 0 | 0 | 1 | -7 | -6 |
| 2013-2014 | 1 | 0 | 1 | 25 | 21 | 0 | 0 | 46 | -15 | 31 |
| 2014-2015 | 1 | 0 | 1 | 9 | 24 | 1 | 0 | 34 | -31 | 3 |
| Average | 1 | 0 | 0 | 8 | 14 | 0 | 0 | 23 | -18 | 5 |

